

INFEKT-PROTECT SHIELD

Safe when close up ...



Ideal protection*

Optimal hygiene

Extremely light





INFEKT-PROTECT SHIELD

Clear vision and ideal protection*

Easy to use and comfortable to wear – the new INFEKT-PROTECT SHIELD by SCHWEIZER offers ideal protection for eyes, nose and mouth* thanks to the large, highly transparent visor. In addition to being easy to clean, the face shield is also recyclable.

Made in Germany.

Product benefits:

- Extremely hygienic thanks to visor changing system
- Ecofriendly thanks to reusable and recyclable visor carrier
- Optimised visor size offers unrestricted freedom of movement while protecting the wearer from airborne droplets
- Extremely lightweight and easy to use
- Comfortable to wear; temples of the visor carrier make it a perfect fit for any wearer
- Also perfectly suited for spectacle wearers
- Standard disinfectants suitable for cleaning
- Made in Germany



Product features:

- Item no. 932305 INFEKT-PROTECT SHIELD (set)
- Set
 - 1 visor carrier
 - 5 highly transparent ready-to-use visor foils, contoured, with holes for mounting
 - 1 length-adjustable buttonhole elastic straps
- Material
 - Visor carrier: skin-friendly polypropylene
 - Highly transparent visor foil, approx. 0.2 mm: PVC, PP, PE, PES (subject to availability)
 - Length-adjustable buttonhole elastic strap
- Weight approx. 40 g (visor carrier with 1 visor foil)
- Dimensions WxHxD: approx. 185x210x180 mm (fully assembled)

For hygienic reasons, we do not offer refunds on or exchanges of this product.

Spare accessories:

- Item no. 932315 Pack of 10 visor foils, ready-to-use visor foils, contoured, with holes for mounting
- Item no. 932335 Pack of 10 elastic straps



IMPORTANT:

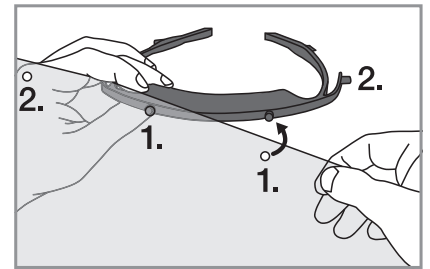
This product is not classified as personal protective equipment according to DIN EN 166. It is not a medical product.

*when combined with suitable mask for mouth and nose

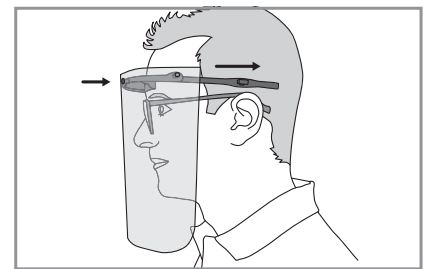


Easy to use:

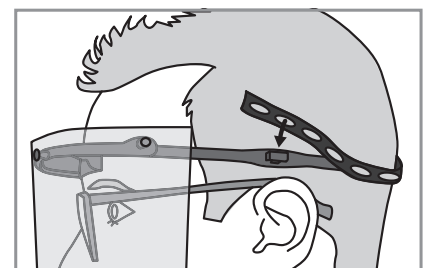
Changing the highly transparent visor foil when necessary is quick and simple:



First, press the two centre holes of the foil onto the mounts on the visor carrier. Continue with the two outer holes. Your face shield is now ready for use.



Put on the face shield by holding the temples of the visor carrier at forehead height and sliding them horizontally towards the back of the head. Spectacle wearers can also place the carrier on the frame of their glasses.



For extra stability, attach the buttonhole elastic strap to the rear mounts of the visor carrier and adjust it as required.

20-036/370548-EN/02